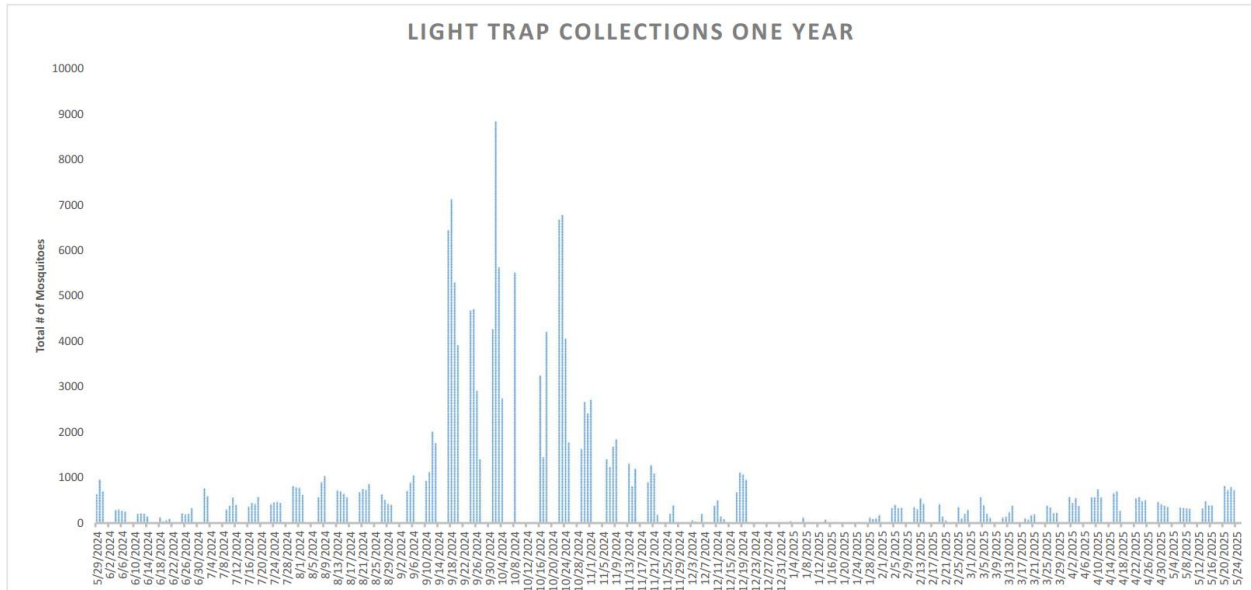


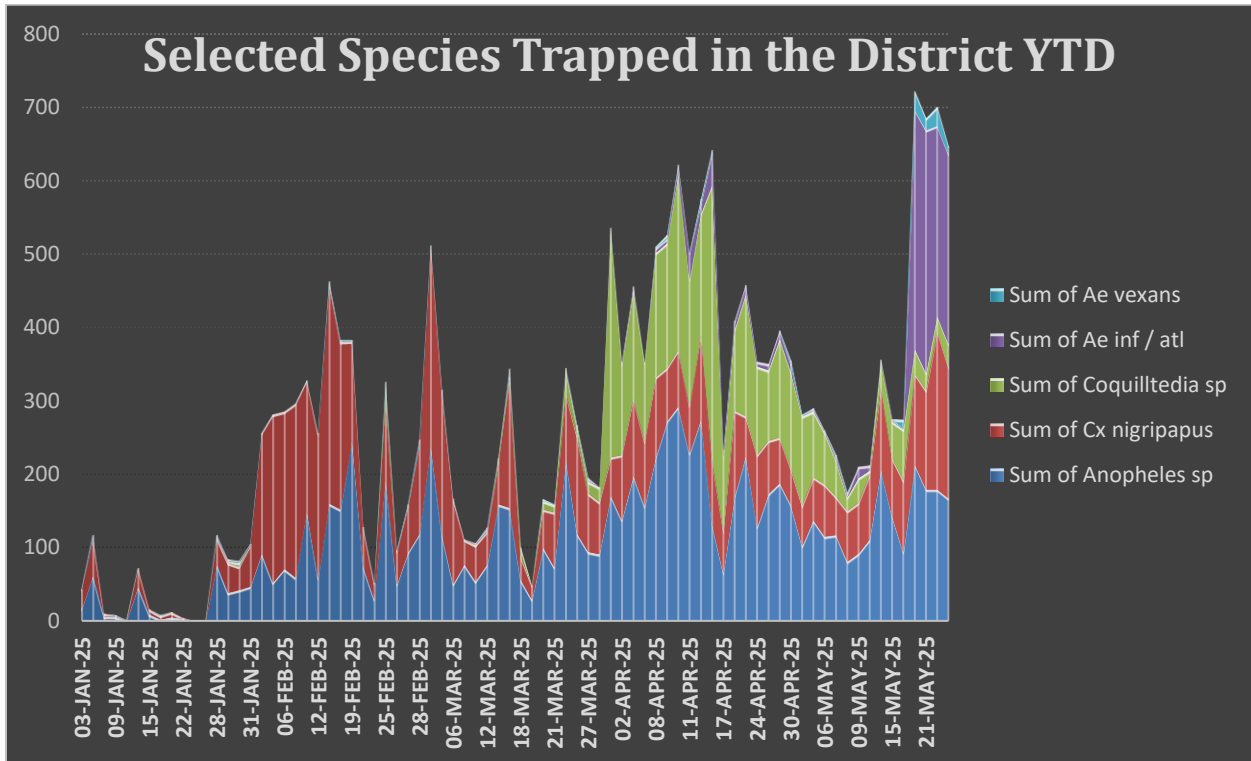


Week of 5/19/2025 Operations Update (21)

A spike in floodwater species in a limited area this week. The bar graph below shows the total number of adult mosquitoes from all traps in the District for the past year (TTM).








After a couple weeks with rainfall, the flood water species *Aedes infirmatus* appeared in the traps.




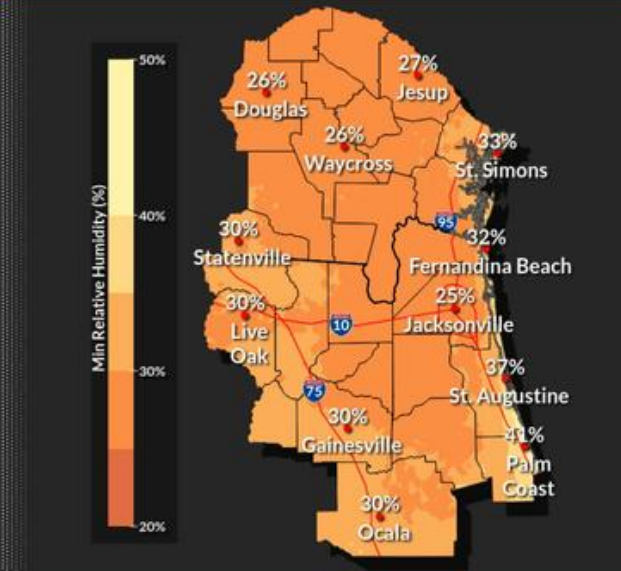
To recapitulate, “Some rainfall this week (19). Weekly total rainfall by locations are on the map at the end of this report. The rain received this week will not contribute significantly to mosquito breeding but will set the stage for further rainfall being able to accumulate.” Additional 2-3” of rain District-wide received this week (20) and will likely contribute to increased mosquito abundance in 7-10 days post rainfall. Flagler County was in the severe drought category and despite the previous rainfall, humidity was very low and temperatures were in the 90’s this week (21).


Critically Low Humidity

TODAY

-  Inland southeast GA, inland northeast and north central FL
-  **Minimum Inland Humidity: 25-30%**
-  Winds: North northwest 5-10 mph, becoming West during the afternoon
-  Dispersion: 70-100 units north of Waycross
-  Fires may ignite quickly under these conditions

AVOID OPEN FLAMES 

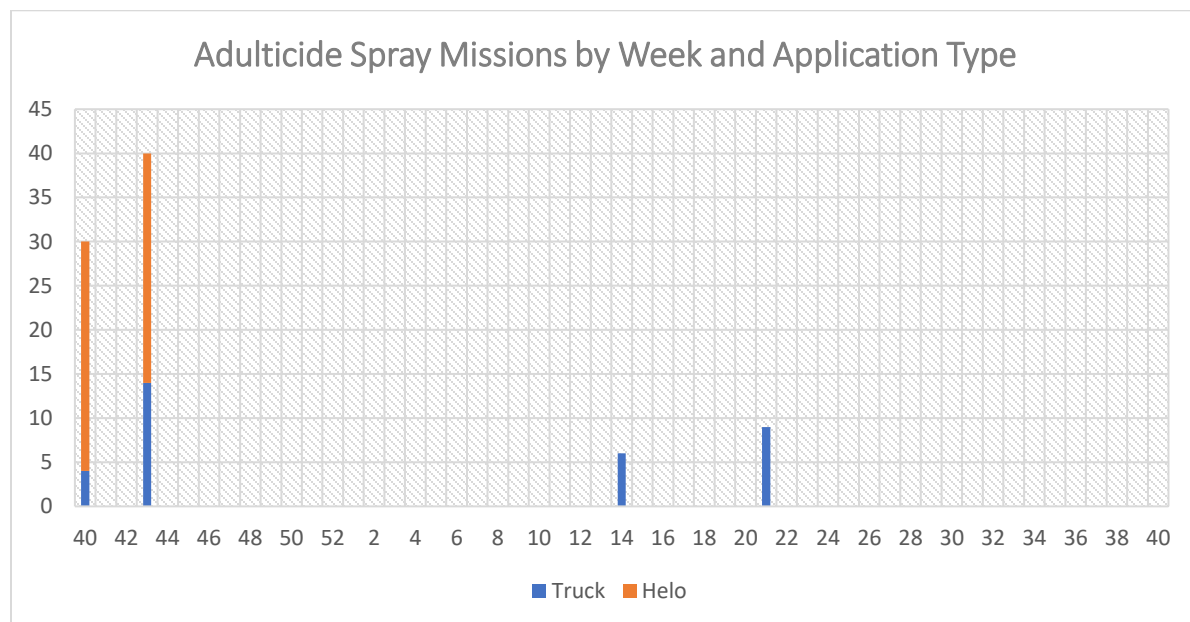




NATIONAL WEATHER SERVICE
Jacksonville, Florida

Issued: Thu, May 22, 2025 4:16 AM

Spraying this week for adult mosquitoes was in limited areas (see map at the end of the report).



2025 Mosquito-Borne Disease Activity by County

County	Humans	Equines	Sentinel Chickens	Other
Bay			1 WNV (3/24)	
Brevard			1 WNV (2/7)	
Citrus			4 WNV (1/6), (2/10), (2/17) 3 EEEV (3/11), (4/1), (4/8)	
Hillsborough			1 WNV (4/21)	
Indian River			2 WNV (1/2)	
Lake		1 EEEV (4/2)		
Miami-Dade	1 dengue (February)			
Orange			2 EEEV (2/24), (4/7) 1 WNV (3/31)	1 EEEV emu (1/1)
Palm Beach			10 WNV (1/7), (1/21), (1/27), (2/10), (2/17), (2/24), (3/10), (3/17)	
Pasco			1 WNV (1/13)	
Pinellas			1 WNV (1/6)	
Seminole		1 EEEV (1/5) 1 WNV (1/5)		
Volusia			2 EEEV (1/14), (4/8)	1 EEEV emu (1/2)
Walton			1 EEEV (5/5)	

See the full [DOH Report](#)

Rainfall totals for the week by manual rain gauge location (no rainfall this week). Zones highlighted in yellow were sprayed by truck this week.

Week of 5-19-2025

